



**REDUCE YOUR  
CARBON EMISSIONS  
WITH OUR APIS.**

searoutes

SEAROUTES



# Climate change

## The Worrying Role of Transportation



### Freight Transport emissions

**8%**

Sea, air & inland transportation part in global CO2 emissions.

**X3**

Expected growth of maritime by 2050

**X4**

Freight transport emissions by 2050 compare to 2010 to 8 billion tons CO2




# How Green is your logistic?




# CO<sub>2</sub> emissions from SEA freight

## A challenge



**All vessels are  
different**



**Travel at  
different speed**

A change of 30% in  
speed alone can  
increase CO<sub>2</sub> by  
100%.



**Services on which  
they operate are  
different**





# Tools suite to procure better

ttw and wtt



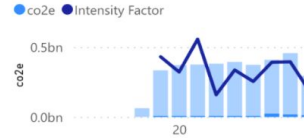
0.007

Intensity Factor

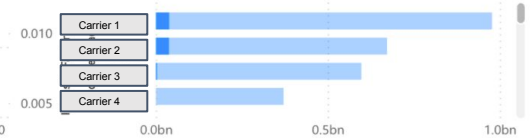
77M

co2e

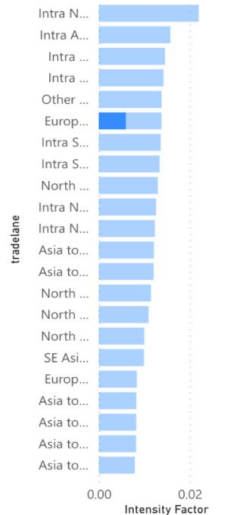
co2e and Intensity Factor by Week



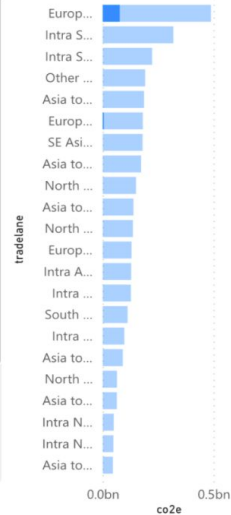
co2e by carrierScac



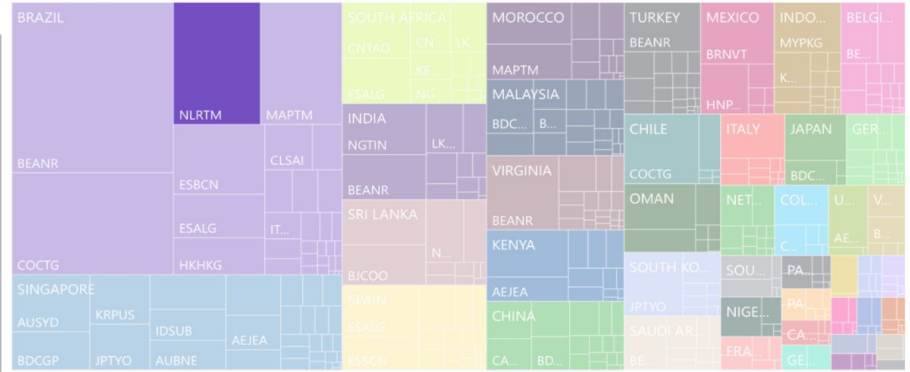
Intensity Factor by tradelane



co2e by tradelane



CO2e per Export Region



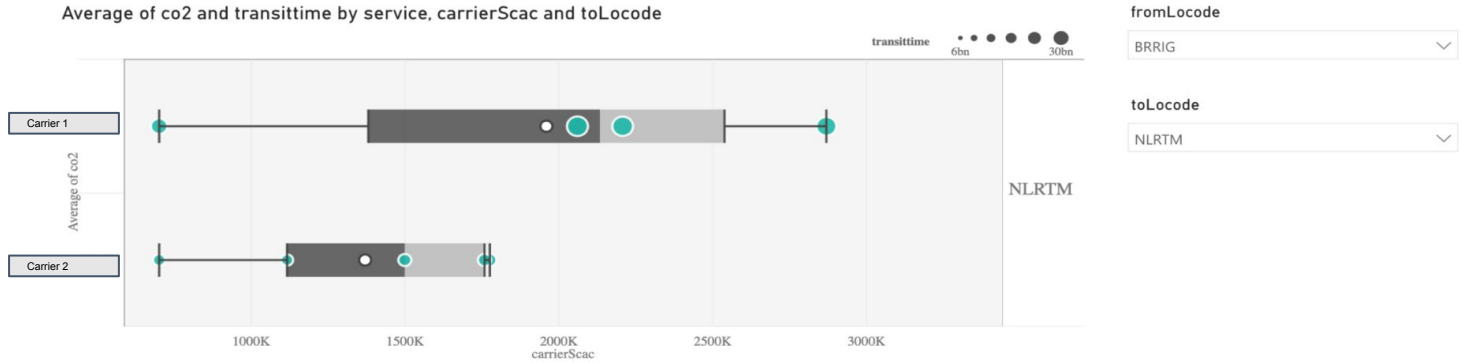
bookingRef	carrierScac	Export from	fromLocode	toLocode	vesselmo	co2e	Intensity Factor	tradelane
241ISZ1758220	Carrier 1	BRAZIL	BRRIG	NLRTM	9619452	885K	0.008	Europe to-from South
241ISZ1772588	Carrier 1	BRAZIL	BRRIG	NLRTM	9619452	885K	0.008	Europe to-from South
241ISZ1772839	Carrier 1	BRAZIL	BRRIG	NLRTM	9619452	885K	0.008	Europe to-from South
241ISZ1777765	Carrier 1	BRAZIL	BRRIG	NLRTM	9619452	885K	0.008	Europe to-from South
241ISZ1784439	Carrier 1	BRAZIL	BRRIG	NLRTM	9619452	885K	0.008	Europe to-from South
<b>Total</b>						<b>77010K</b>	<b>0.007</b>	





# Tools suite to procure better

Average of co2 and transittime by service, carrierScac and toLocode



carrierScac	fromLocode	toLocode	service	transittime	Average of co2
Carrier 1	BRRIG	NLRTM	Service 1	30355200K	2,060K
Carrier 2	BRRIG	NLRTM	Service 2	6739200K	700K
Carrier 1	BRRIG	NLRTM	Service 3	17971200K	700K
Carrier 1	BRRIG	NLRTM	Service 4	29664000K	2,207K
Carrier 2	BRRIG	NLRTM	Service 5	9331200K	1,758K
Carrier 2	BRRIG	NLRTM	Service 6	6220800K	1,116K
Carrier 2	BRRIG	NLRTM	Service 7	8791200K	1,499K
Carrier 1	BRRIG	NLRTM	Service 8	27590400K	2,870K
Carrier 2	BRRIG	NLRTM	Service 9	9568800K	1,775K



# Benefits with Searoutes



## API first

We are an API first company and we help maritime and logistics companies to build or empower their solution. Our APIs integrate in all systems of the supply chain TMS, FMS, ERP.



## Accredited

Our methodology was audited by the Smart Freight Centre and is compliant with **GLEC Framework** and the upcoming **ISO 14083**.






# We serve Shippers, Freight Forwarders & Carriers



KEELVAR >





# Our Team



**Dr. Pierre Garreau**  
**CEO**

Successfully  
founded 4 startups.



**Dr. Celia Chatel**  
**CTO**

10 years experience  
building analytics & code.



**Eva Cadilhac**  
**CMO**

20 years experience  
building growth.



**Carsten Bullemer**  
**Head of Partnerships**

Successfully  
founded 4 startups.



**Eugen Luca**  
**Cloud Eng.**

15 years experience  
building software.



**Julien Candela**  
**Dipl. Eng.**

8 years experience  
building analytics.



**Raphael Sturgis**  
**soon Dr!**



searoutes

010



## Your Contact



**Eva Cadilhac**  
Chief Marketing Officer

[eva@searoutes.com](mailto:eva@searoutes.com)

+33 7 86 18 75 40

